



Missouri Interactive Telecommunication Education Network

Sally Hackman

Network Director
shackman@mitenetwork.org

Scott Kasmann

Technical Director
scottk@mitenetwork.org

Sheri Eaton

Resource Coordinator
sherie@mitenetwork.org

P.O. Box 64
600 West Morrison
Keller Bldg. Suite 12
Fayette, MO 65248

Phone: 660 248-1148
Fax: 660 248-2268

MIT-E North

Bunceton
Central Methodist
University
Glasgow
New Franklin
Pilot Grove
Slater

MIT-E Central

Jamestown
Northwest
Otterville
Prairie Home
Sacred Heart
Smithton

MIT-E South

Blair Oaks
Eugene
New Bloomfield
Russellville
St. Elizabeth
Tuscumbia

www.mitenetwork.org

Lifesize Icon Instructions

You are able to dial, disconnect, adjust the camera, and change the layout from the touchpad on the mic/speaker. The only thing you will need a remote for is to turn on the television.

To place a call





From the touch panel, you can use your system to place a video call in any of the following ways:

Start by selecting the **Call** icon on the touch panel



Favorites

- Select Favorites  from the touch panel
- Select entry  MOREnet Bridge 46986

Recent Calls

- Select Recent  from the touch panel
- Select  MOREnet Bridge 46986

Directory

- Select Directory  from the touch panel
- Select  MOREnet Bridge 46986

Keypad

- Select Keypad from the touch panel
- Enter **46986** & press **Call**



Missouri Interactive Telecommunication Education Network

Sally Hackman

Network Director
shackman@mitenetwork.org

Scott Kasmann

Technical Director
scottk@mitenetwork.org

Sheri Eaton

Resource Coordinator
sherie@mitenetwork.org

P.O. Box 64
600 West Morrison
Keller Bldg. Suite 12
Fayette, MO 65248

Phone: 660 248-1148
Fax: 660 248-2268

MIT-E North

Bunceton
Central Methodist
University
Glasgow
New Franklin
Pilot Grove
Slater

MIT-E Central

Jamestown
Northwest
Otterville
Prairie Home
Sacred Heart
Smithton


MIT-E South

Blair Oaks
Eugene
New Bloomfield
Russellville
St. Elizabeth
Tuscumbia

www.mitenetwork.org







To Send a Presentation



- From the touch pad, Select **Presentation**  Symbol to start a presentation before or during a call. This will display your PC to the other sites in your call.

Other Controls

From the touchpanel, you can also

- Move Camera 
- Adjust Volume 
- Mute audio 
- Mute video 
- Change layout 
- Disconnect 

Need Help?

- Contact the MIT-E Office via LiveHelp at www.mitenetwork.org
- Call the office at 660 248-1148.